



Upcoming Events

When guild meetings are held in person, they are at the Rolling Meadows Community Center. Doors open at 6:30pm and the meeting begins at 7:00pm. Workshop locations are TBA unless specified.

PLEASE CHECK OUR WEBSITE AT nsqg.club FOR UPDATES.

Thursday January 18, 2024 (Zoom)	Patricia Skiles Guild Meeting: Using spoonflower.com to Print Your Own Fabrics and Labels	Thursday March 21, 2024 (No Workshop)	Connie Martin Guild Meeting: Pre-Civil War Quilts: Secret Codes to Freedom on the Underground Railroad
Saturday January 20, 2024 (Zoom)	Patricia Skiles <i>Workshop: Scrappy Improv 4 Ways – Quilt As You Go</i> Full Day	Thursday April 18, 2024 (Special Event) 	Mary Fons 4PM Lecture – Quilts in Fine Arts 5:30PM Meet and Greet, Book Signing, Dinner (available for purchase) 7:00PM Guild Meeting: The Modern Quilt Roots & Frontiers
Thursday February 15, 2024 (Zoom)	Tina Curran Guild Meeting: My Design Process		
Saturday February 17, 2024 (Zoom)	Tina Curran <i>Workshop: California Poppies</i> Full Day		

Unless otherwise noted, workshops are 9:30AM to 4:30PM, including an hour for lunch. The most current information and supply lists for workshops are available at nsqg.club/programs. Register for workshops online, or by contacting our programs chair, programs@nsqg.club.

President's Message



Happy New Year 2024!

I am looking forward to the new year: a time for learning, a time for building relationships, a time for better health, a time for new projects. What are your goals? If you write them down, you're more likely to follow through with them. And then you can check them off your list. I hope your plans include lots of quilting. We have so many opportunities at NSQG. Something for everyone:

Learning Take a workshop. Even with as many quilts as I have made, I always learn something. With Krista Moser's Zoom class, I learned an easy way to "square off" the corners of a triangle, making the piecing so much more accurate.

Building Relationships Take advantage of our Bees. Or go to one of our retreats. Join a committee. Or be a Chair for a committee (There will be many opportunities with the upcoming quilt show). Teach or mentor a fellow quilter. Check out our Winter Picnic.

Improving Your Health Well, I don't have much advice there. Maybe I'll have to add this to my own list.

New Projects I'll make up for it here... I'm always starting projects. And often finish them too. Again, the workshops are a great place to start. And the Charity projects. Deb Szott has been coming up with some terrific kits for our charity projects. And it's never too early to start your quilts for the 2025 Quilt Show. I am hoping that we will have the numbers and quality of quilts that we saw earlier this year. So, get started and bring your finished quilts to Show N Tell.

Well, back to sewing.

-- Debbie

Programs Coming This Quarter

January – Patricia Skiles



Patricia is a retired public school library media specialist who believes creating is as necessary as breathing. She learned to sew at an early age and made mainly garments for decades. She began quilting in 1995 when expecting her first grandchild. Patricia began as a traditional quilter who dabbled in art quilting. Now she is a scrap quilter who tends toward modern improv.

Lecture: Using Spoonflower.com

On Zoom

Thursday January 18, 2024

Zoom room opens at 6:45pm

Spoonflower is a print-on-demand fabric site where you can upload your own designs or purchase from a large selections of designs by other textile artists. In her lecture, Patricia will give an overview of Spoonflower and other print-on-demand fabric sites and what you can do with them. In her lecture, Patricia will demystify using Spoonflower to help you get the most out of it for custom yardage, labels, etc.

Workshop: "Scrappy Improv - 4 Ways"

Saturday, January 20, 2024

9:00am-3:00pm

Choose either a 5 block table runner or a 9 block small quilt and learn a variety of improvisational piecing techniques as well as quilt as you go. This workshop is appropriate for all level of experience.



February – Tina Curran



Tina's interest in making art quilts was jump-started by seeing a dear friend take a variety of patterned fabrics, cut them into pieces, and combine them in an artistic way. As a life-long sewer (she experienced her first sewing triumph with a skating skirt made in Girl Scouts), she took to quilting quickly. She says, "One of the great thrills with this art form is that my options are as infinite as those of a painter working on canvas -- landscapes, portraits, geometric patterns, abstract impressions, etc. I enjoy both the deep American roots of traditional quilting and the unlimited possibilities today's art quilts present. Combining elements of both extremes is great fun, as I often use contemporary fabrics in century-old quilt patterns."

Lecture: My Design Process

On Zoom

Thursday February 15, 2024

Zoom room opens at 6:45pm

Tina says, "As a quilt pattern designer, I am often asked if my designs come to me fully formed. The answer, of course, is, "No." The goal of this lecture is to demystify the design process I use by breaking it down into its elements. I'll provide many examples of the design & execution challenges I've faced and my solutions to overcome them. My hope with this lecture is to inspire other quilters to design their own quilts."

Workshop: California Poppies

On Zoom
Saturday, February 17

Join Tina for a fun day making your own field of poppies. You could make traditional California poppies (orange with green stems) or poppies in any color you wish. This 25" x 40" quilt* is made using the paper-piecing technique. Whether you're comfortable with paper-piecing, need a refresher or want to learn the technique, this class is for all levels of experience.



*However, as the quilt is made of four sections, it could be as small as 8" wide or greater than 40", depending on how many sections you use and if you repeat any.

March – Connie Martin

Connie earned a BA from Illinois State University, and an MA from Aurora University with a Thesis in Integrating African American History Lessons in Educational Curriculums. A retired middle school Language Arts teacher, 35-year Aqua Fitness Master Trainer, Senior Fitness instructor, and mother of three sons; she finds joy in telling the secret codes and hidden messages in the family quilts her ancestors shared on the Underground Railroad. Connie's mother wrote a book, *Lizzie's Story: A Slave Family's Journey to Freedom*, then created and presented this family presentation for 16 years.



She tells the history of the Underground Railroad, safe routes, and the stories of how the quilt codes, their meanings, and knowledge of key abolitionists that have been passed down to her, a sixth-generation descendant of captured African slaves forced into slavery in America. Connie has been accepted on the Roster of the Illinois Humanities Road Scholar Speakers Bureau 2021-2024.

Lecture: Pre-Civil War Quilts: Secret Codes To Freedom on the Underground Railroad

In Person
Thursday March 21, 2024
Rolling Meadows Community Center
Doors open 6:30pm

This historical presentation, Pre-Civil War Quilts: Secret Codes to Freedom on the Underground Railroad™, is a 1-hour, multi-media experience including Power Point slide presentation, storytelling, and display of over a dozen beautifully hand-crafted quilt replicas, representing patterns and special stitching used over 300 years ago by abolitionists and fugitive slaves to signify escape routes to the North. It is shown how quilts were used to signal plans, warn of dangers, indicate how transport might occur, or who might help as "Friends" on the Underground Railroad. Based upon my mother's book: *Lizzie's Story: A Slave Family's Journey to Freedom*, by Dr. Clarice Boswell. (Amazon.com), I tell the fascinating family stories of how these quilt codes were kept and

used by my ancestors. You will learn the code meanings and interpretations that have been passed down to me; a 6th generation descendant of captured African slaves.

“Sometimes a quilt is just a quilt, other times it has hidden messages that helped freedom seekers escape to the North.”

April – Mary Fons

Thursday April 18, 2024

In Person

Rolling Meadows Community Center

4:00pm Lecture: ***Quilts in Fine Art***

5:30pm Meet and Greet, Book Signing and Dinner available for purchase

7:00pm Lecture: ***The Modern Quilt: Roots and Frontiers***



Mary Fons is a writer, editor, and livestreamer who specializes in quilt history and the life of quilts in popular culture. Her livestream broadcast, [Quilt Nerd](#), airs twice a week on Twitch.

Since 2016, Mary has worked in various capacities at [Quiltfolk](#), serving as editor of *Quiltfolk* magazine (2017-2021), and contributes currently as a writer and online workshop instructor. In 2023, she became the creative director behind [the Quiltfolk Foundry project](#). Prior to that, Mary was editor and creative director of *Quilty* magazine, and developed, produced, and hosted more than 250 episodes of *Quilty*, a how-to show for beginner quilters on YouTube with combined views in the millions. On television, Mary hosted or co-hosted Fons & Porter’s Love of Quilting on PBS alongside her mother, Marianne Fons. She is the author of *Make & Love Quilts: Scrap Quilts for the 21st Century* (C&T/StashBooks) and *Dear Quilty* (F&W Media). She has served as a columnist for Quilts, Inc., and her articles on quilt history and culture have appeared in publications such as *Quiltfolk*, *Blanket Statements*, *Curated Quilts*, *Modern Patchwork*, and *Love of Quilting*, among others.

Mary has worked as a quilt consultant on various media projects, including Sesame Workshop® (2022-2023). She serves on the board of the International Quilt Museum at the University of Nebraska at Lincoln and the American Quilt Study Group, and lectures across the country at universities and major quilt events such as QuiltCon. She holds a BA in Theater from the University

Quilt Show 2025

We are thrilled to announce the planning of our next quilt show, set to take place on May 16th and 17th, 2025, at Judson University. We can't wait to bring our creative and vibrant quilting community together once again for this exciting event! The name of the quilt show will be revealed at our January Guild Meeting.



As we embark on this journey to create another unforgettable quilt show, we need your help. We are looking for chairs or co-chairs for the following committees:

- Boutique Sale (former Mini Sale)
- Raffle Quilt Travel Coordinator
- Raffle Ticket Coordinator
- Advertising, Publicity and Signage
- Volunteer Coordinator

- Drop Off/Pick up
- Take Down

Let us know if you have any questions about these positions.

Our first quilt show planning meeting, where we'll discuss ideas, logistics, and the various aspects that go into making this show a resounding success, will be January 27th from 9am-11am at the Panera in South Barrington (100 West Higgins Road).

To help us plan accordingly, please let us know if you can attend the meeting by emailing us at quiltshow@nsqg.club.

Renee Puccetti and Karen Snell

WINTER PICNIC



Save the date! Our next Winter Picnic will be March 9, 2024!

As we have in the past, we'll meet at Our Saviour's Lutheran Church located at 1234 N. Arlington Heights Road in Arlington Heights. Morning classes will run from 9-12, our "Totally amazing - so much food you can't believe it" potluck will be from 12-1, and then we'll have afternoon classes from 1-4. There will also be an open sew area if you'd like to come work on your own project without the structure of a class.

At this point, we are looking for teachers for classes. Do you, or someone you know, have a skill or project you'd like to share? Please contact Maria right away with your ideas. We will need to get the possibilities squared away soon, so we can present them to the membership

Contact Maria Ross at a meeting or at winterpicnic@nsqg.club

FEBRUARY RETREAT -- February 9, 10 and 11

This is open to all members of NSQG, regardless of your quilting experience level! Don't be shy... come with another member, come by yourself and make new friends.... whatever, it's all good. Think about it... even if you come by yourself for the first time, we are all *quilters*. You know you will be among friends before you even walk in the door.

If you'd like to join us for a few days of quilting fun, head over to <https://nsqg.club/retreat-registration/> to register, and then to <https://nsqg.club/product/retreat-registration-november-2023/> to pay your fees on the secure payment portal portion of our website.

Our retreats are a great way to get away from your daily distractions and get some sewing done. Bring your own project, machine and tools. Bring a treat to share if you like. You'll have a whole banquet table to yourself to use as your own workspace. There are cutting tables and ironing stations located around the room for everyone to share.

Go, quick, sign up! You KNOW you will have a good time

Maria Ross, Retreats Coordinator
retreats@nsqg.club



CHARITY

We are blessed to have an abundance of donated quilting fabric! Let's put it to good use! As you may know, we make quilts for hospice patients. Most quilts go to Rainbow Hospice. They can be any size between 42" x 42" to 45" x 45". They can be any pattern and the only requirements on fabrics are to not include holiday fabrics or kids fabrics. We've also donated larger bed size quilts to Heartland Hospice.



At each meeting the charity table has fabrics for you to use including precuts in various sizes and yardage. There are also kits consisting of finished tops with backing, batting and bindings. Starting at the next meeting we will have small packets of fabric available for you to pick up and take home to make 9 patch blocks. We are asking for 6 inch finished (6 1/2" unfinished) blocks. So if you don't have time to make a whole quilt top, or quilt a charity kit, you can still help by just making a few blocks. No pressure. Drop them off at the charity table at a future meeting and one of us will combine them into a quilt top.

Perhaps you really don't like making 9 patch blocks, okay just pick another block to make and then drop those off – we aren't fussy! Your beautiful blocks will become part of a quilt that will bring someone comfort at a difficult time in their life.

Whatever part of the quilt making process you like, there is something for you!

Deb Szott - NSQG Charity Coordinator


FROM (And ABOUT) OUR MEMBERS

Hi Fellow Quilters,

Some of you may know that I called the hospital and found out they prefer fleece for the kids' blankets, so I am no longer making orange quilts. If you want orange fabric back that you donated, just let me know and we can schedule a time. Thanks for all of your support through my tough time. Evie is now 2 years old and very spunky!



Linda Wallin



I just finished reading How to Stitch an American Dream by Jenny Doan the founder of the Missouri Star Quilt Company. This is an excellent story about the life of Jenny Doan, starting with her teenage years, through many types of adversity including betrayal, abandonment, single parenting, and years and years of poverty. In her book, Jenny describes meeting and marrying Ron Doan, and raising and home schooling 7 children with limited resources. Throughout her life, Jenny describes her faith in God and how she faced every problem with prayer and confidence that God would provide. Often, her church community helped her when she and Ron did not have enough food for their children. Then when her children were grown she started a very small quilting company with the help of her children. And now MSQC is the largest quilt company in the world.

I found this book encouraging and inspiring.

Nancy Haberichter

MEMBER CLASSIFIEDS

Have an item to sell? Own a business? The NSQG Newsletter is a great way to reach your audience.

Contact newsletter@nsqg.club if you're interested in advertising

VINTAGE QUILTS



I have been given the task of selling two vintage quilts, the proceeds of which will be donated to the Guild in memory of Jean Strach.

The first is a Texas Lonestar in shades of pink. This quilt has been professionally appraised at \$425. I have the documentation.

The second is a Grandmother's Flower Garden. Both are beautifully made and would be a treasured addition to a lover of vintage quilts. Any reasonable offer will be considered. Contact Susan Leverenz if you have questions or would like to see the quilts (Contact information in the NSQG Directory).



ACQUILT DIES FOR SALE

New or gently used. Buy locally at half price, and there's no shipping if we meet-up at guild! Please contact me for availability and current price, as some may have been sold since this ad was published.



Die Name	Product No	Price
Flower Bunch	55332	\$11.00
Holiday Medley	55043	\$11.00
Rose of Sharon	55045	\$35.00
Flower Power	55309	\$25.00
Cute Car	55354	\$22.50
Crazy Petals	55326	\$17.50
Fall Medley	55041	\$50.00
Heather Feather Collection	55414	

Maria Ross (Contact info is in NSQG Membership Directory.)

BABYLOCK TIARA for sale by NSQG Member. \$4,000 OR BEST OFFER Baby Lock Tiara II Model BLTR 16A2 sit-down quilting machine. Includes Tru-Stitch stitch regulator, Tiara Quilting Table with overlay, and Variable Speed Bobbin Winder Model BLQBW. Purchased new in 2015 for \$6,000, but still in the box and never used. Great opportunity if you have been considering expanding your quilting skills! For more information, please contact Sue DiVarco. (Contact info is in NSQG Membership Directory.)



CUTIE FRAME BY GRACE This is a tabletop, hoop style frame that fits on your own workspace and breaks down to store easily. It can be used with any domestic machine with a throat width up to 19".

The frame regularly sells for nearly \$1200 and is currently on sale for \$579. I will let mine go for \$400; I just do not use it enough.

For more information see: <https://graceframe.com/en/machine-frames/cutie-tabletop-fabric-frame> . Also, if you are familiar with Facebook, check out Cutie Quilters for ideas and reviews. If you are interested, let's talk. Contact Susan Leverenz (Contact info is in NSQG Directory)

MORE ACCUQUILT DIES FOR THE "GO BIG!"

6" Basic Blocks (8 dies total in set). New Never used.	\$95
6" Companion set ANGLES	\$95
8" Basic Blocks (8 dies total in set). New Never used.	\$95
8" Companion set ANGLES	\$95

Offered by Nancy Haney (Contact information is in NSQG Directory)

SEWING CABINET



FREE!! Sewing cabinet needs a new home. Pick up in Mount Prospect.

Contact Kathleen Haaker (Contact information is in NSQG Directory)



*Northwest Suburban Quilters Guild
P.O. Box 146
Arlington Heights, IL 60006-0146*

First Class Mail

