


Upcoming Events

When guild meetings are held in person, they are at the Rolling Meadows Community Center. Doors open at 6:30pm and the meeting begins at 7:00pm. Workshop locations are TBA unless specified.

PLEASE CHECK OUR WEBSITE AT nsqq.club FOR UPDATES.

| | | | |
|--|---|--|---|
| <p>Thursday April 18, 2024 (Special Event)</p>  | <p>Mary Fons 4PM Lecture – <i>Quilts in Fine Arts</i> 5:30PM Catered Dinner, Meet and Greet, Book Signing 7:00PM Guild Meeting: <i>The Modern Quilt Roots & Frontiers</i></p> | <p>Saturday May 18, 2024</p> | <p>Theresa Benson <i>Workshop: Painting with Fabric: Modern Impressionism for Quilters</i> Full Day</p> |
| <p>Thursday May 16</p> | <p>Theresa Benson Guild Meeting "<i>Quilting in the Digital Age: When Technology Meets Tradition</i>"</p> | <p>Thursday June 20, 2024</p> | <p>Sue Pawlowski Guild Meeting: <i>A Year of Thread and Scraps</i></p> |
| <p>Friday May 17</p> | <p>Theresa Benson <i>Workshop: Playing with Color</i> Full Day</p> | <p>Saturday June 22, 2024</p> | <p>Sue Pawlowski <i>Workshop: Threadneedle Street</i> Full Day</p> |

Unless otherwise noted, workshops are 9:30AM to 4:30PM, including an hour for lunch. The most current information and supply lists for workshops are available at nsqq.club/programs. Register for workshops online, or by contacting our programs chair, programs@nsqq.club.



President's Message

Spring! I have mixed feelings about spring. On the one hand, I get to be outside a lot more. I work on my garden and try to sort out the damage from the snow and my puppy. I enjoy the budding trees and flowers from bulbs planted in fall. And I start planning the annual flower beds. But on the other hand, I don't have as much time and energy for my quilting.

Start planning. Near term, we have some really interesting programs scheduled for our upcoming guild meetings. We are really lucky to have such a variety of programs giving us inspiration for new quilts and new techniques to explore.

Longer term we have another great quilt show coming up in 2025. Start planning which quilts you plan to enter in the show. We had over 260 quilts in the 2023 show and it was a great success. Let's make this one bigger and better.

I know I am always asking you to bring a friend, but I firmly believe that the more members we have, the more activities and opportunities there are for everyone... lectures, workshops, retreats, bees, picnics, charity work, and best of all lasting friendships. Don't you want to share that with your friends?

Well, back to sewing.

-- Debbie

2024-2025 NSQG Board



As the NSQG year ends and a new one begins, the Board positions are filled by elected members who have agreed to serve.


The nominating committee presents the following for elected positions for the coming year. The slate will be voted on by the general membership at the May meeting.

President Debbie Yates
1st VP/Programs Cathy Steiner
2nd VP/Membership Theresa Benson
Recording Secretary..... Becky Reeve
Corresponding Secretary .. Susan Leverenz
Treasurer Gina Ordonez
Contracts Linda Panozzo

Programs Coming This Quarter

Theresa Benson

Our own rising star, Theresa Benson is a quilter who threads the needle between traditional craftsmanship and digital innovation. With an educational background in electrical engineering, Theresa brings a refreshingly technical perspective to the timeless art of quilting. Her passion for this craft is matched only by her enthusiasm for integrating technology into her quilting process, creating a new and vibrant quilting language that speaks to people of all skill levels.



Theresa's journey with quilting began with the simple stitches of a family project, evolving over time into a canvas of expression that incorporates both binary and beauty. Her approach to quilting is rooted in empowerment, aiming to bolster the confidence of every quilter, from those taking their first stitch to seasoned creators looking for a new perspective.

Through her eyes, participants see their fabric stashes transformed into palettes of potential, learn how artificial intelligence can be a quilt designer's ally, and discover how their smart devices can become powerful tools in their crafting arsenal.

Lecture: "Quilting in the Digital Age: When Technology Meets Tradition"

In Person

Thursday May 16, 2024; doors open at 6:30 pm

Rolling Meadows Community Center

Immerse yourself in a captivating world with Theresa as she skillfully blends her education in electrical engineering with her creative passions.

Theresa's unique perspective marries technology, quilting, and storytelling, resulting in unique exploration of today's quilting landscape. From the emotional significance of her first sewing project to the approachable way she discusses the role of technology in revolutionizing the craft, Theresa's presentation will inspire and empower.

Discover the seamless fusion of technology and tradition in her examples and learn how her journey has shaped her artistic and personal growth.

Don't miss this unforgettable opportunity to ignite your own creative spark as Theresa masterfully weaves a tale of innovation, inspiration, and the limitless possibilities of quilting in the digital age!

Workshops

Playing With Color



Friday, May 17, 2024, 9:30am-4:30pm

Location: Our Savior's Lutheran Church, 1234 N. Arlington Heights Rd, Arlington Heights, IL 60004

Are you struggling with color choices for your quilting projects? Ditch the anxiety and bring your quilts to life! In this class you will develop a deeper understanding of color theory and build true color confidence. Theresa will help you move from theory into practical hands-on experience with color. Every step of the way you will get a chance to practice what you've learned with hands-on exercises designed to expand your color expertise.

You'll learn about the colorful "neighborhood" we inhabit as quilters, why we should care about color, and discover a variety of tools and apps that can help you with your color choices. Bonus: Theresa will share cost-effective techniques for organizing your fabric for color success!

Painting With Fabric

Saturday, May 18, 2024, 9:30am-4:30pm

Location: Our Savior's Lutheran Church, 1234 N. Arlington Heights Rd, Arlington Heights, IL 60004



Special Notice: This workshop is currently full, but Theresa will lead the workshop a second time - we just need enough participants to justify the extra class. If you might be interested in "Painting With Fabric", go to <https://nsqg.club/product/june-full-day-2/> and sign up for the wait list - it's free and you're not obligated to sign up if/when the class is offered! If there is enough interest, Programs will reach out to those on the wait list and work with Theresa to select a date that works best for as many participants as possible.

What if you could create a one-of-a-kind masterpiece, inspired by classic art movements, but powered by cutting-edge technology?

In *Painting With Fabric*, you'll dive into the world of IA and explore how it can enhance your quilting journey in an approachable and easy to understand way.

Then, by using raw edge appliqué techniques, you'll transform fabric into a vibrant work of art that captures both the essence of Impressionism and the bold colors of Fauvism.

Sue Pawlowski



Quilter, pattern designer, long-armed, and teacher Sue Pawlowski has been known in the quilting world for many years. She says her goal is "to create patterns that make you really happy". In a previous visit to NSQG, she taught her patterns "Jack Squares" and "Olive Juice" - that certainly made us very happy, and we're looking forward to having her back for our upcoming June meeting and workshop.

Lecture: "A Year of Thread and Scraps"

In Person

Thursday June 20, 2024; doors open at 6:30 pm

Rolling Meadows Community Center

Sue will present a trunk show of some of her nearly 600 pounds of quilts! Each one has a story and reflects her passion for using small scraps and repeating blocks in different sizes and surprising arrays.

Workshop: Threadneedle Street



Saturday, June 22, 2024, 9:30am-4:30pm

Location: Our Savior's Lutheran Church, 1234 N. Arlington Heights Rd, Arlington Heights, IL 60004

A simple braid quilt - or is it?! The inspiration for this quilt came from one of Barbara Brackman's blog posts. Barbara, author of the Encyclopedia of Pieced Quilt Patterns saw this 1930's quilt at the FFA & Ag Museum in Iowa but doesn't believe she has ever seen the pattern elsewhere. At first glance, we are intrigued by the interesting angle and the scrappiness of the quilt. "Oh, and look, I can make this out of all those jelly rolls that I have!!!" But then we see set-in seams and the construction is not

obvious. Where does the pattern begin and end? I was so excited when I saw this quilt. **I assure you there is not one set-in seam and yes, you can use those jelly rolls or other strips that we collect!** A true scrappy stash quilt using the partial seam method! Congratulate yourself for learning a new technique!

Sue's pattern includes instructions for a runner using 1-1/2" strips and two laps quilts using 2" or 2-1/2" strips and paper templates.

Quilt Show 2025



Greetings from the quilt show committee! Mark your calendars for May 17-18, 2025 for our next NSQG quilt show, A Little Bit of Whimsy at Judson University. We are excited to see the amazing talent of our guild, no matter where you are in your quilting journey. This quilt show will feature a boutique with handmade items from our members. All items and proceeds will be donated to the guild. For more information, see the flyer at nsqg.club. If you

would like to join our fun filled committee, grab a friend and check out the positions we still need help with. Our next quilt show meeting will be April 18th between Mary Fon's lectures. And as always, keep on quilting, we need those quilts for the show!

Renee Puccetti and Karen Snell

Positions that need to be filled:

Raffle quilt travel coordinator(s)

Boutique coordinator(s)

Advertising, Publicity and Signage Coordinator

Volunteer Coordinator

Quilt Drop off/Pick up Coordinator


Take Down Coordinator

Bee News

The Scrappy Ladies Bee meets on the second Wednesday of the month at the Arlington Heights Library MakerPlace on Belmont. This is an accessible space that is equipped with basic Brother sewing machines (20), cutting mats, large tables, rotary cutters, rulers, and most anything else needed by a quilter. There is also a Sweet Sixteen sit-down long arm quilting machine and an Accuquilt . We meet from 11 to 3(ish) and are open to new members. Contact Susan Leverenz (in the directory) for further information.

Charity

We are putting our donated quilting fabric to good use! Many of you have been making 9 patch blocks for months now. So far those blocks have resulted in 12 hospice quilts (some yet to be quilted) and an additional 4 quilts from blocks other than 9 patches which were also turned in. I wanted to share some photos of the quilts that have resulted from all the donated blocks.



Please continue making 9 patch blocks! We are asking for 6 inch finished (6 ½” unfinished) blocks. So if you don’t have time to make a whole quilt top, or quilt a charity kit, you can still help by just making a few blocks. No pressure. Drop them off at the charity table at a future meeting and one of us will combine them into a quilt top.

If you’d rather make another kind of block that is okay too – we aren’t fussy! Your beautiful blocks will become part of a quilt that will bring someone comfort at a difficult time in their life.

Deb Szott
NSQG Charity Coordinator

From (and about) Our Members

I admit to experimenting on the good ladies who attended the Winter Picnic and made a new-to-me recipe...White Chicken Chili. Apparently, it was well received (thank you) and a request was made to publish it here. Susan Leverenz

WHITE CHICKEN CHILI

From: Tastes Better from Scratch



Ingredients

- 1 tablespoon olive oil
- 1 small yellow onion, chopped (about ½ cup)
- 2 garlic cloves, finely minced
- 2 1/2 cups low-sodium chicken broth
- 2 4 oz cans diced green chilies
- 1 1/2 teaspoons ground cumin
- 1/4 teaspoon cayenne pepper

- 1/2 teaspoon dried oregano
- 1/2 teaspoon paprika
- Juice from a small lime
- salt and freshly ground black pepper to taste
- 2 15 oz cans great northern beans
- 1 cup sour cream (or plain Greek yogurt)

1 cup frozen corn
2 heaping cups cooked and shredded chicken
fresh cilantro, shredded cheese, tortilla chips, green onions, avocado for serving

Directions

Heat olive oil in a large (5-6 quart) pot over medium-high heat. Add onion and sauté until softened, 3-5 minutes. Add garlic and cook for 30 seconds.

Add chicken broth, green chilies, cumin, cayenne, paprika, oregano, lime juice and season with salt and pepper to taste;

Drain and rinse beans in a strainer.

Measure out a big ladleful of the beans and add to a food processor with a splash of broth. Puree until smooth (this step is optional but helps to yield the creamy and thick texture we want from this chili!)

Add pureed beans, whole beans and corn to the soup pot. Bring the mixture to a simmer and cook, uncovered, for 15 to 30 minutes.

Remove from heat and stir in sour cream and cooked chicken.

Serve garnished with cilantro, shredded cheese, avocado slices and tortilla chips as desired.

Notes

I boiled a couple of chicken breasts, but you can use rotisserie chicken or leftovers.

Shared from my Recipe Keeper - the easy way to collect, organize and share your recipes on your mobile, tablet and PC. (Over the years, I have tried many recipes organizers. I've been using this one for several years now and I highly recommend this app for recipe organization. It does not have any recipes included with it...the only ones on the app are the ones you put there.) Download for free at <https://recipekeeperonline.com>

Classified Ads

Contact newsletter@nsqg.club if you're interested in advertising

VINTAGE QUILTS



I have been given the task of selling two vintage quilts, the proceeds of which will be donated to the Guild in memory of Jean Strach.

The first is a Texas Lonestar in shades of pink. This quilt has been professionally appraised at \$425. I have the documentation.

The second is a Grandmother's Flower Garden. Both are beautifully made and would be a treasured addition to a lover of

vintage quilts. Any reasonable offer will be considered. Contact Susan Leverenz if you have questions or would like to see the quilts (Contact information in the NSQG Directory).



ACQUILT DIES FOR SALE

New or gently used. Buy locally at half price, and there's no shipping if we meet-up at guild! Please contact me for availability and current price, as some may have been sold since this ad was published.



| Die Name | Product No | Price |
|----------------------------|------------|---------|
| Flower Bunch | 55332 | \$11.00 |
| Holiday Medley | 55043 | \$11.00 |
| Rose of Sharon | 55045 | \$35.00 |
| Flower Power | 55309 | \$25.00 |
| Cute Car | 55354 | \$22.50 |
| Crazy Petals | 55326 | \$17.50 |
| Fall Medley | 55041 | \$50.00 |
| Heather Feather Collection | 55414 | |

Maria Ross (Contact info is in NSQG Membership Directory.)

ACQUILT DIES FOR THE "GO BIG!"

- 6" Basic Blocks (8 dies total in set). New Never used. \$95
- 6" Companion set ANGLES \$95
- 8" Basic Blocks (8 dies total in set). New Never used. \$95
- 8" Companion set ANGLES \$95

Offered by Nancy Haney (Contact information is in NSQG Directory)

EVEN MORE...



Accuquilt dies, new in original packaging. (Liked these so much I bought them twice!)

- \$45 - Winding Ways #55069 (current list price is \$84.99)
- \$45 - Hunter Star #55166 (current list price is \$94.99)
- \$25 - Tumbler, 4 1/2" #55445 (current list price is \$49.99)
- \$25 - Rustling Leaves #4 #55392 (current list price is \$49.99)

Cash or electronic payment (PayPal, etc.); pick up at Guild event or my home.

Offered by Toni Slepak (contact info is in NSQG directory)

BABYLOCK TIARA for sale by NSQG Member. \$4,000 OR BEST OFFER Baby Lock Tiara II Model BLTR 16A2 sit-down quilting machine. Includes Tru-Stitch stitch regulator, Tiara Quilting Table with overlay, and Variable Speed Bobbin Winder Model BLQBW. Purchased new in 2015 for \$6,000, but still in the box and never used. Great opportunity if you have been considering expanding your quilting skills! For more information, please contact Sue DiVarco. (Contact info is in NSQG Membership Directory.)





CUTIE FRAME BY GRACE This is a tabletop, hoop style frame that fits on your own workspace and breaks down to store easily. It can be used with any domestic machine with a throat width up to 19”.

The frame regularly sells for nearly \$1200 and is currently on sale for \$579. I will let mine go for \$350; I just do not use it enough.

For more information see: <https://graceframe.com/en/machine-frames/cutie-tabletop-fabric-frame> . Also, if you are familiar with Facebook, check out Cutie Quilters for ideas and reviews. If you are interested, let's talk. Contact Susan Leverenz (Contact info is in NSQG Directory)

*Northwest Suburban Quilters Guild
P.O. Box 146
Arlington Heights, IL 60006-0146*

First Class Mail